# GasTeh

**Postrojenja i instalacije za:**
Facilities and installations for:

**Prirodni gas (PG)**
Natural gas (NG)

**Tečni gas (TNG)**
Liquefied petroleum gas (LPG)

**Komprimovani prirodni gas (KPG)**
Compressed natural gas (CNG)

**Mešani gas (MG)**
Synthetic natural gas (SNG)

**Gasna oprema za PG, TNG, MG i KPG**
Gas equipment for NG, LPG, SNG & CNG





## Proizvodni program
Manufacture program

„GasTeh“ d.o.o. - vodeći u tehnologiji za primenu prirodnog i tečnog naftnog gasa u regionu.

Proizvodni program, proizvodi i usluge GasTeh-a su odraz visoke stručnosti i dugogodišnjeg iskustva u razvoju i proizvodnji opreme i postrojenja za prirodni gas, propan-butan (tečni naftni gas), komprimovani prirodni gas, mešani gas, kao i ostalih tehničkih gasova.

Kvalitet i pouzdanost proizvoda omogućen je upotrebom savremenih tehnologija u konstruisanju, projektovanju, proizvodnji, kontrolisanju i ispitivanju, tako da osvojena široka lepeza proizvoda potpuno zadovoljava kriterijume domaćih i stranih standarda.

U cilju kvalitetnog i pouzdanog poslovanja implementirani su standardi:
- ISO 9001 : 2008
- ISO 14001 : 2005,
- OHSAS 18001 : 2008,
- izvršena sertifikacija prema GOST-u,
- izvrešena sertifikacija koja odobrava postavljanje „CE“ i „3A“ znaka na proizvode.

Osim proizvodnje gasne opreme, GasTeh se dokazao i u inženjering poslovima (projektovanje, izvođenje, održavanje i dr).

Menadžment / Company managment

# COMPANY FOR GAS AND ENERGY EQUIPMENT PRODUCTION, DESIGN, PERFORMANCE OF FACILITIES AND GAS INSTALLATIONS

"GasTeh" d.o.o. – leader in the field of implementation of natural and liquefied petroleum gas technology in the region.

GasTeh's production program, products and services reflect the high expertise and long experience in the development and production of equipment and facilities for propane-butane (liquefied petroleum gas), compressed natural gas, mixed gas, and other technical gases.

Quality and reliability of products is made possible by the use of modern technologies in construction, design, manufacture, inspection and testing, so that established wide variety of products fully meets the criteria of national and international standards.

In order to quality and reliable business, following standards are implemented:
- ISO 9001 : 2008,
- ISO 14001 : 2005,
- OHSAS 18001 : 2008,
- carried out certification according to GOST,
- carried out certification to enabled "CE" and "3A" marking on products.

Besides the production of gas equipment, GasTeh has proved in engineering activities (design, construction, maintenance, etc).

Projektno-konstrukcioni biro / Project and Construction office

# SERTIFIKATI CERTIFICATES

ISO 9001 ISO 14001 ISO 18001

CE znak prema PED direktivi 97/23/EC

znak

Sertifikat saglasnosti GOST R

# PREGLED PROIZVODNOG PROGRAMA MANUFACTURE PROGRAM CONTENT


| | | |
|---|---|---|
| GRUPA 100 | REGULACIONA OPREMA I UREĐAJI<br>GAS PRESSURE REGULATION EQUIPMENT | 6 - 13 |
| GRUPA 200 | SIGURNOSNA OPREMA I UREĐAJI<br>SAFETY BLOW-OFF AND RELIEF VALVES<br>DIRECT ACTING, SPRING-LOADED | 14 - 19 |
| GRUPA 300 | ZAPORNA ARMATURA<br>ISOLATING VALVES | 20 - 25 |
| GRUPA 400 | PROCESNA OPREMA<br>PROCESS EQUIPMENT | 26 - 29 |
| GRUPA 500 | CEVNI SPOJEVI - FITINZI<br>PIPE CONNECTING COMPONENTS | 30 - 31 |
| GRUPA 600 | KONTROLNO - MERNA OPREMA I UREĐAJI<br>INDICATING AND MEASURING DEVICES | 32 - 33 |
| GRUPA 700 | GORIONICI I PEĆI<br>BURNERS AND FURNACES | 34 - 35 |
| GRUPA 800 | ELEKTRO OPREMA<br>ELECTRICAL EQUIPMENT | 36 - 37 |
| GRUPA 900 | OSTALA OPREMA<br>OTHER EQUIPMENT | 38 - 39 |


## Projektovanje i izgradnja gasnih i energetskih postrojenja i instalacija
Designing and building of gas and energy facilities and installations

**Prirodni gas (PG) – Natural gas (NG)**
- postrojenja za pripremu i primenu sirovog prirodnog i kaptažnog gasa
- glavne merno-regulacione stanice
- merno-regulacione stanice za industrijske potrošače i široku potrošnju
- regulacione stanice
- merne stanice
- visokopritisne gasne rampe

**Tečni naftni gas (TNG) – Liquefied petroleum gas (LPG)**
- postrojenja propan-butan gasa za industriju i autopunionice
- skladišta propan-butan gasa

**Mešani gas (MG) – Synthetic natural gas (SNG)**
- mešačke stanice TNG-vazduh

**Komprimovani prirodni gas (KPG) – Compressed natural gas (CNG)**
- merno-regulacione stanice za CNG
- kompresorske stanice za KPG

**Termoenergetska postrojenja i instalacije - Thermal power plants and installations**

# PROIZVODNjA GASNE I ENERGETSKE OPREME

## GRUPA 100 REGULACIONA OPREMA I UREĐAJI

SERIJA 110

## MALI I PILOT REGULATORI

| | | |
|---|---|---|
| Tip: 112 | REGULATOR SREDNjEG PRITISKA | $p_1$= max 19 bar<br>$p_2$= 0,2 ÷ 10 bar<br>R1/4”-R1/2” PN16/25 |
| Tip: 113 | REGULATOR VISOKOG PRITISKA | $p_1$= max 100 (160) bar<br>$p_2$= 2 ÷ 22 bar<br>R1/4”-R1/2” PN100/160 |
| Tip: 114 | REGULATOR VISOKOG PRITISKA | $p_1$= max 250 bar<br>$p_2$= 3 ÷ 30 bar<br>R1/2”-R1” PN250 |
| Tip: 116-PP | PREDPILOT REGULATOR ZA NISKI I SREDNjI PRITISAK | $p_1$= max 20 bar<br>$p_2$= 0,5 ÷ 15 bar<br>R1/4” |
| Tip: 117 | PILOT REGULATOR ZA NISKI I SREDNjI PRITISAK | $p_1$= max 20 bar<br>$p_2$= 0,02 ÷ 12 bar<br>R1/4” PN25 |
| Tip: 118-PP | PREDPILOT REGULATOR ZA VISOKI PRITISAK | $p_1$= max 100 bar<br>$p_2$= 2 ÷ 50 bar<br>R1/4” PN100 |
| Tip: 119 | PILOT REGULATOR ZA VISOKI PRITISAK | $p_1$= max 100 bar<br>$p_2$= 1 ÷ 41 bar<br>R1/4” PN100 |

Regulaciona stanica za KPG / Regulation station for CNG
Q = 2100 m3/h

Merno-regulaciona odorizacijska stanica
Gas pressure metering, regulation and odorization station

# MANUFACTURE OF GAS AND ENERGY EQUIPMENT

## GAS PRESSURE REGULATION EQUIPMENT

**GROUP 100**

## SMALL AND PILOT REGULATORS

**SERIES 110**

- MEDIUM GAS PRESSURE REGULATORS
- HIGH GAS PRESSURE REGULATORS
- HIGH GAS PRESSURE REGULATORS
- PRE-PILOT LOW AND MEDIUM GAS PRESSURE REGULATORS
- PILOT LOW AND MEDIUM GAS PRESSURE REGULATORS
- PRE-PILOT HIGH GAS PRESSURE REGULATORS
- PILOT HIGH GAS PRESSURE REGULATORS

Tip: Type: 112

Tip: Type: 113

Tip: Type: 114

Tip: Type: 116-PP

Tip: Type: 118-PP

Tip: Type: 119

Tip: Type: 117

SERIJA
# 120

## REGULATORI PRITISKA DIREKTNOG DEJSTVA

| | | |
|---|---|---|
| Tip: 121-BV junior<br>Tip: 121, 121-BV | REGULATORI NISKOG PRITISKA BEZ I SA BLOKADNIM VENTILOM<br>(blokada od: -visokog pritiska -V;<br>-visokog i niskog pritiska -VN) | $p_1$= max 19 bar<br>$p_2$= 0,02 ÷ 0,5 (1,0) bar<br>junior: R3/4" / R1", R1" / R1¼"<br>DN25 ÷ DN50<br>PN16/25, ANSI150 |
| Tip: 122-BV junior<br>Tip: 122-BV | REGULATORI NISKOG PRITISKA SA BLOKADNIM VENTILOM<br>(balansirani sa blokadom od:<br>-visokog pritiska -V;<br>-visokog i niskog pritiska -VN) | $p_1$= max 12 bar<br>$p_2$= 0,01 ÷ 0,5 (1,0) bar<br>junior: R3/4" / R1"<br>DN25, DN40, DN50<br>PN16, ANSI150 |
| Tip: 123, 123-BV | REGULATORI NISKOG PRITISKA BEZ I SA BLOKADNIM VENTILOM<br>(blokada od: -visokog pritiska -V;<br>-visokog i niskog pritiska -VN) | $p_1$= max 12 bar<br>$p_2$= 0,01 ÷ 0,3 bar<br>DN40, DN50<br>PN16, ANSI150 |
| Tip: 124-BV | REGULATORI NISKOG PRITISKA SA BLOKADNIM VENTILOM<br>(balansirani sa blokadom od:<br>-visokog pritiska -V;<br>-visokog i niskog pritiska -VN) | $p_1$= max 12 bar<br>$p_2$= 0,01 ÷ 0,3 bar<br>DN40, DN50<br>PN16, ANSI150 |
| Tip: 125, 125-BV | REGULATORI VISOKOG PRITISKA BEZ I SA BLOKADNIM VENTILOM<br>(blokada od: -visokog pritiska -V) | $p_1$= max 19 (100) bar<br>$p_2$= 0,3 ÷ 6 (16) bar<br>DN25 ÷ DN50<br>PN16/25, ANSI150-ANSI600 |
| Tip: 126 | AKSIJALNI REGULATORI VISOKOG PRITISKA | $p_1$= max 100 bar<br>$p_2$= 0,3 ÷ 16 (30) bar<br>¾"/ ¾"(1"); 1"/1"(1¼");1½"/1½" i 2"<br>*DN25 ÷ DN50 (leteće prirubnice)<br>PN16/25, ANSI150-ANSI600 |
| Tip: 127-BV | REGULATOR NISKOG I SREDNjEG PRITISKA SA BLOKADNIM VENTILOM<br>(balansiran i sa blokadom od:<br>-visokog pritiska -V;<br>-visokog i niskog pritiska -VN) | $p_1$= max 12 bar<br>$p_2$= 0,01 ÷ 1 bar<br>DN40 ÷ DN100<br>PN16, ANSI150 |
| Tip: 128 | REGULATOR VISOKOG PRITISKA SA GASNOM OPRUGOM | $p_1$= max 250 (350) bar<br>$p_2$= 2 ÷ 50 bar<br>128/500 - R3/4"-R1", 128/1000 - R1"-R1¼"<br>PN250 |
| Tip: 128-P | REGULATOR VISOKOG PRITISKA SA GASNOM OPRUGOM | $p_1$= max 250 (350) bar<br>$p_2$= 2 ÷ 100 bar<br>DN25, DN50, DN80, DN100<br>PN250, ANSI600,900,1500 |
| Tip: 129 | REGULATOR ULAZNOG PRITISKA GASA | $p_{max}$= 5 bar<br>DN25 - DN100<br>PN16, PN25, ANSI150 |

# GAS PRESSURE REGULATORS - DIRECT ACTING

SERIES 120

LOW GAS PRESSURE REGULATORS WITH OR WITHOUT INCORPORATED SAFETY SHUT-OFF VALVE
(shut-off valve: -for high pressure - V;
-for high and low pressure - VN)

Tip: 121-BV- junior
Type:

LOW GAS PRESSURE REGULATORS WITH INCORPORATED SAFETY SHUT-OFF VALVE
(balanced with shut-off valve:
-for high pressure - V;
-for high and low pressure - VN)

Tip: 121-BV, 122-BV
Type:

LOW GAS PRESSURE REGULATORS WITH OR WITHOUT INCORPORATED SAFETY SHUT-OFF VALVE
(shut-off valve: -for high pressure - V;
-for high and low pessure - VN)

Tip: 123-BV, 124-BV
Type:

LOW GAS PRESSURE REGULATORS WITH INCORPORATED SAFETY SHUT-OFF VALVE
(balanced with shut-off valve:
-for high pressure - V;
-for high and low pessure - VN)

Tip: 125-BV
Type:



HIGH GAS PRESSURE REGULATORS WITH OR WITHOUT INCORPORATED SAFETY SHUT-OFF VALVE
(shut-off valve: -for high pressure - V)

Tip: 127-BV
Type:

HIGH GAS PRESSURE AXIAL REGULATORS

LOW AND MEDIUM GAS PRESSURE REGULATORS WITH INCORPORATED SAFETY SHUT-OFF VALVE
(balanced with shut-off valve:
-for high pressure - V;
-for high and low pessure - VN)



Tip: 126
Type:

HIGH GAS PRESSURE REGULATORS-PNEUMATIC

Tip: 128-P
Type:

HIGH GAS PRESSURE REGULATORS-PNEUMATIC

Tip: 128
Type:

GAS INLET PRESSURE REGULATORS

SERIJA
130

# REGULATORI PRITISKA SA PILOTOM, ZA NISKE I SREDNjE PRITISKE

| | | |
|---|---|---|
| Tip: 131, 131-BV | REGULATORI PRITISKA BEZ I SA BLOKADNIM VENTILOM<br>(blokada od: -visokog pritiska -V;<br>-visokog i niskog pritiska -VN) | $p_1$= max 12 bar<br>$p_2$= 0,05 ÷ 4 bar<br>DN25 ÷ DN65<br>PN16/25, ANSI150 |
| Tip: 132, 132-BV | REGULATORI PRITISKA BEZ I SA BLOKADNIM VENTILOM<br>(balansirani sa blokadom od:<br>-visokog pritiska -V;<br>-visokog i niskog pritiska -VN) | $p_1$= 12 bar<br>$p_2$= 0,01 ÷ 4 bar<br>DN40 ÷ DN65<br>PN16/25, ANSI150 |
| Tip: 134, 134-BV | REGULATORI PRITISKA BEZ I SA BLOKADNIM VENTILOM<br>(balansirani sa blokadom od:<br>-visokog pritiska -V;<br>-visokog i niskog pritiska -VN) | $p_1$= max 8 (12) bar<br>$p_2$= 1 ÷ 100 mbar<br>DN25 ÷ DN50<br>PN16/25, ANSI150 |
| Tip: 135, 135-BV | REGULATORI PRITISKA BEZ I SA BLOKADNIM VENTILOM<br>(blokada od: -visokog pritiska -V;<br>-visokog i niskog pritiska -VN) | $p_1$= max 25 bar<br>$p_2$= 0,02 ÷ 8 bar<br>DN25 ÷ DN200<br>PN16/25, ANSI150 |
| Tip: 135-AX | AKSIJALNI REGULATORI PRITISKA<br>(sa prigušivačem buke) | $p_1$= max 20 bar<br>$p_2$= 0,02 ÷ 12 bar<br>DN25/80; DN40/100; DN50/150; DN65/150(200); DN80/200(250); DN100/300<br>PN16/25, ANSI150 |
| Tip: 137, 137-BV | REGULATORI PRITISKA BEZ I SA BLOKADNIM VENTILOM<br>(balansirani sa blokadom od:<br>-visokog pritiska -V;<br>-visokog i niskog pritiska -VN) | $p_1$= 12 bar<br>$p_2$= 0,01 ÷ 4 bar<br>DN40 ÷ DN150,<br>PN16, ANSI150 |
| Tip: 139, 139-BV | REGULATORI PRITISKA BEZ I SA BLOKADNIM VENTILOM<br>(blokada od: -visokog pritiska -V;<br>-visokog i niskog pritiska -VN) | $p_1$= max 25 bar<br>$p_2$= 0,2 ÷ 12 bar<br>DN25 ÷ DN200<br>PN16/25, ANSI150 |
| Tip: 139-BV+135 | REGULATORI PRITISKA<br>(monitor regulacija) | $p_1$= max 25 bar<br>$p_2$= 0,2 ÷ 12 bar<br>DN25 ÷ DN200 PN16/25, ANSI150 |

Tip: / Type: 131-BV

Tip: / Type: 132-BV

Tip: / Type: 139+135

# GAS PRESSURE REGULATORS - PILOT OPERATED, FOR LOW AND MEDIUM PRESSURES

SERIES 130

GAS PRESSURE REGULATORS WITH OR WITHOUT INCORPORATED SAFETY SHUT-OFF VALVE
(shut-off valve:
-for high pressure - V;
-for high and low pressure - VN)

Tip: 135-BV

GAS PRESSURE REGULATORS WITH OR WITHOUT INCORPORATED SAFETY SHUT-OFF VALVE
(balanced with shut-off valve:
-for high pressure - V
-for high and low pressure - VN)

GAS PRESSURE REGULATORS WITH OR WITHOUT INCORPORATED SAFETY SHUT-OFF VALVE
(balanced with shut-off valve:
-for high pressure - V
-for high and low pressure - VN)

GAS PRESSURE REGULATORS WITH OR WITHOUT INCORPORATED SAFETY SHUT-OFF VALVE
(shut-off valve: -for high pressure - V
-for high and low pressure - VN)

Tip: 137-BV

AXIAL GAS PRESSURE REGULATORS
(with silencer)

GAS PRESSURE REGULATORS WITH OR WITHOUT INCORPORATED SAFETY SHUT-OFF VALVE
(balanced with shut-off valve:
-for high pressure - V
-for high and low pressure - VN)

GAS PRESSURE REGULATORS WITH OR WITHOUT INCORPORATED SAFETY SHUT-OFF VALVE
(shut-off valve: -for high pressure - V
-for high and low pressure - VN)

Tip: 139-BV

GAS PRESSURE REGULATORS
(monitor regulation)

Tip: 135-AX

SERIJA
140

# REGULATORI PRITISKA SA PILOTOM, ZA VISOKE PRITISKE

| | | |
|---|---|---|
| Tip: 142, 142-BV | REGULATORI PRITISKA BEZ I SA BLOKADNIM VENTILOM | $p_1$= max 100 bar<br>$p_2$= 0,5 ÷ 16 bar<br>DN25-DN50<br>PN100, ANSI600 |
| Tip: 143, 143-BV | REGULATORI PRITISKA BEZ I SA BLOKADNIM VENTILOM<br>(blokada od visokog i niskog pritiska) | $p_1$= max 100 bar<br>$p_2$= 1 ÷ 20 (40) bar<br>DN25-DN200<br>PN100, ANSI600 |
| Tip: 149, 149-BV | REGULATORI PRITISKA BEZ I SA BLOKADNIM VENTILOM<br>(blokada od visokog i niskog pritiska) | $p_1$= max 100 bar<br>$p_2$= 1 ÷ (75) bar<br>DN25 ÷ DN200<br>PN63/100, ANSI300/600 |
| Tip: 149-BV+143 | REGULATORI PRITISKA<br>(monitor regulacija) | $p_1$= max 100 bar<br>$p_2$= 1 ÷ 40 bar<br>DN25-DN200<br>ANSI300/600 |

Pogon za izradu i montažu procesne opreme
Unit for production and installation of process equipment

# GAS PRESSURE REGULATORS - PILOT OPERATED, FOR HIGH PRESSURES

SERIES 140

GAS PRESSURE REGULATORS WITH OR WITHOUT INCORPORATED SAFETY SHUT-OFF VALVE

GAS PRESSURE REGULATORS WITH OR WITHOUT INCORPORATED SAFETY SHUT-OFF VALVE
(shut-off valve for high and low pressure)

GAS PRESSURE REGULATORS WITH OR WITHOUT INCORPORATED SAFETY SHUT-OFF VALVE
(shut-off valve for high and low pressure)

GAS PRESSURE REGULATORS
(monitor regulation)

Tip: 149-BV
Type:

Pogon za mašinsku obradu
Unit for machining

## SERIJA 210 — SIGURNOSNO ISPUSNI I PRESTRUJNI VENTILI DIREKTNI - OPRUŽNI

| | | |
|---|---|---|
| Tip: 211-junior, 211 | MEMBRANSKI VENTIL SIGURNOSTI | $p_{otv}$= 10 ÷ 600 mbar<br>R1/2" / R3/4", R3/4" / R1" PN2,5 |
| Tip: 212 | MEMBRANSKI VENTIL SIGURNOSTI | $p_{otv}$= 0,5 ÷ 5 bar<br>R1/2" / R3/4", R3/4" / R1",<br>R1" / R1¼" PN6 |
| Tip: 213 | MEMBRANSKI ISPUSNI I PRESTRUJNI VENTIL SIGURNOSTI | $p_{otv}$= 0,2 ÷ 6 bar<br>DN25 ÷ DN100 PN16, ANSI150 |
| Tip: 214 | SIGURNOSNO PRESTRUJNI VENTIL | $p_{otv}$= 2 ÷ 20 bar<br>DN25 ÷ DN80 PN16/25, ANSI150 |
| Tip: 214-TG | SIGURNOSNO PRESTRUJNI VENTIL | $D_p$= 6 ÷ 10 bar<br>DN25 ÷ DN65 PN25 |
| Tip: 215 | SIGURNOSNO ISPUSNI VENTIL | $p_{otv}$= 5 ÷ 20 bar<br>R1/2", R3/4", R1" / PN25 |
| Tip: 215-VP | SIGURNOSNO ISPUSNI VENTIL | $p_{otv}$= 10 ÷ 240 bar<br>R1/2", R3/4", R1" PN250 |
| Tip: 216 | SIGURNOSNO ISPUSNI VENTIL | $p_{otv}$= 10 ÷ 20 bar<br>NPT2", NPT3" PN25 |
| Tip: 217 | SIGURNOSNO ISPUSNI VENTIL | $p_{otv}$= 10 ÷ 20 bar<br>NPT1"-NPT3", R1"-R3" PN25 |
| Tip: 218-UN, -UP | SIGURNOSNO ISPUSNI VENTIL<br>(UN-ugaono navojni; UP-ugaono prirubnički) | $p_{otv}$= 2 ÷ 20 bar<br>R1/2"-R1" / DN15 ÷ DN50 PN25 |
| Tip: 219-VP | SIGURNOSNO ISPUSNI VENTIL<br>(ugaono navojni) | $p_{otv}$= 10 ÷ 50 bar<br>R1/2"-R1" (NPT) |
| Tip: 219-B-VP | SIGURNOSNO ISPUSNI VENTIL<br>(ugaono prirubnički) | $p_{otv}$= 10 ÷ 160 bar<br>DN25 ÷ DN100<br>ANSI300 ÷ 900 |

## SERIJA 220 — SIGURNOSNO ISPUSNI I PRESTRUJNI VENTILI - PILOTNI

| | | |
|---|---|---|
| Tip: 222 | SIGURNOSNO ISPUSNI I PRESTRUJNI VENTIL | $p_{otv}$= 0,03 ÷ 20 bar<br>DN25-DN100 / PN16/25, ANSI150 |
| Tip: 226 | SIGURNOSNO ISPUSNI I PRESTRUJNI VENTIL | $p_{otv}$= 10 ÷ 160 bar<br>DN25-DN150<br>PN100/160, ANSI600/900 |

# SAFETY BLOW-OFF AND RELIEF VALVES DIRECT ACTING, SPRING-LOADED

SERIES 210

- SAFETY BLOW-OFF VALVE, DIAPHRAGM-OPERATED
- SAFETY BLOW-OFF VALVE, DIAPHRAGM-OPERATED
- SAFETY BLOW-OFF AND RELIEF VALVE, DIAPHRAGM-OPERATED
- SAFETY BLOW-OFF AND RELIEF VALVE
- SAFETY BLOW-OFF AND RELIEF VALVE
- SAFETY BLOW-OFF VALVE
- SAFETY BLOW-OFF VALVE
- SAFETY BLOW-OFF VALVE
- SAFETY BLOW-OFF VALVE
- SAFETY BLOW-OFF VALVE (UN-angular and threaded, UP-angled and flanged)
- SAFETY BLOW-OFF VALVE (angular and threaded)
- SAFETY BLOW-OFF VALVE (angled and flanged)

Tip: Type: 211-junior

Tip: Type: 211

Tip: Type: 212

Tip: Type: 214

Tip: Type: 214-TG

Tip: Type: 215

Tip: Type: 215-VP

Tip: Type: 217

Tip: Type: 216

Tip: Type: 219-B-VP

Tip: Type: 218-UP

Tip: Type: 218-UN

Tip: Type: 219-VP

# SAFETY BLOW-OFF AND RELIEF VALVES - PILOT OPERATED

SERIES 220

- SAFETY BLOW-OFF AND RELIEF VALVE
- SAFETY BLOW-OFF AND RELIEF VALVE

Tip: Type: 222

Tip: Type: 226

SERIJA
230

# SIGURNOSNO PREKIDNI (BLOKADNI) VENTILI

| | | |
|---|---|---|
| Tip: 231-BV | BLOKADNI VENTIL ZA NISKI PRITISAK | $p_{bl}$= max 0,03 ÷ 5 bar<br>$p_{bl}$= min. 0,002 ÷ 0,6 bar<br>DN25 ÷ DN65 PN16/25, ANSI150 |
| Tip: 232-BV | BLOKADNI VENTIL ZA NISKI I SREDNjI PRITISAK | $p_{bl}$= max 1 ÷ 16 bar<br>$p_{bl}$= min. 0,05 ÷ 4 bar<br>DN80 ÷ DN200 PN16/25, ANSI150 |
| Tip: 234-BV | BLOKADNI VENTIL ZA VISOKI PRITISAK | $p_{bl}$= max 2 ÷ 50 bar<br>$p_{bl}$= min. 0,1 ÷ 4 bar<br>DN25 ÷ DN200 ANSI300/600 |
| Tip: 235-BV | BLOKADNI VENTIL ZA VISOKI PRITISAK<br>- primena za CNG | $p_{bl}$= max 0,03 ÷ 5 bar<br>$p_{bl}$= min. 0,002 ÷ 0,6 bar<br>R3/8", R1/2", R3/4", R1" PN250 |
| Tip: 236, 236-K | BLOKADNI VENTILI ZA ZAŠTITU TOPLOVODNOG SISTEMA GREJANjA GASA I NAFTE | $p_{bl}$= 1 ÷ 6 bar<br>DN25 ÷ DN150<br>PN16/63/100, ANSI150/300/600 |
| Tip: 238-N | PROTIVLOMNI VENTIL<br>Navojni | R1/2" ÷ R2"<br>PN16/25/40, ANSI150 |
| Tip: 238-P | PROTIVLOMNI VENTIL<br>Prirubnički | DN15 ÷ DN150<br>PN16/25/40, ANSI150 |
| Tip: 238-S | PROTIVLOMNI VENTIL<br>Sendvič izvedba | DN25 ÷ DN100<br>PN16/25/40, ANSI150 |
| Tip: 238-PV-Z | PROTIVLOMNI KOMBINOVANI VENTIL<br>(protivlomni + zaporni)<br>za zaštitu sistema gasovoda | DN50 ÷ DN200<br>PN16/25, ANSI150 |

Tip: 238-N
Type:



Tip: 238-S
Type:

Tip: 238-P
Type:



# SAFETY SLAM SHUT-OFF VALVES

SERIES 230

- SAFETY SLAM SHUT-OFF VALVE FOR LOW PRESSURE
- SAFETY SLAM SHUT-OFF VALVE FOR LOW AND MEDIUM PRESSURE
- SAFETY SLAM SHUT-OFF VALVE FOR HIGH PRESSURE
- SAFETY SLAM SHUT-OFF VALVE FOR HIGH PRESSURE - applied to CNG
- SAFETY SLAM SHUT-OFF VALVE FOR PROTECTING GAS AND OIL HEAT WATER CONDUCTING SYSTEM
- EXCESS FLOW VALVE Threaded
- EXCESS FLOW VALVE Flanged
- EXCESS FLOW VALVE Sandwich type
- EXCESS FLOW (COMBINED) VALVE (excess + globe) for protection gas pipeline

Tip: 231-BV
Type:

Tip: 235-BV
Type:

Tip: 232-BV
Type:

Tip: 236
Type:

Tip: 236-K
Type:

SERIJA
240

# PREKRETNI UREĐAJI ZA VENTILE SIGURNOSTI (RAZVODNE GLAVE)

| | | |
|---|---|---|
| Tip: 242 | PREKRETNI UREĐAJ ZA 2 VENTILA SIGURNOSTI | DN25 ÷ DN150<br>PN16/25/40/100,<br>ANSI150/300/600 |
| Tip: 244 | PREKRETNI UREĐAJ ZA 4 VENTILA SIGURNOSTI | DN40 ÷ DN150<br>PN16/25/63/100,<br>ANSI150/300/600 |
| Tip: 244-RV | PREKRETNI UREĐAJ ZA 4 VENTILA SIGURNOSTI | DN100 ÷ DN200<br>PN16/25/40/100,<br>ANSI150/300/600 |

Prezentacija GasTeh-a na domaćim i inostranim sajmovima gasne tehnike (Beograd, Sankt Peterburg ...)
GasTeh presentations on domestic and international gas technology trade fairs (Belgrade, St. Petersburg ...)

# MULTIPLE HEADS FOR THE SAFETY BLOW-OFF VALVES

SERIES 240

MULTIPLE HEAD FOR TWO SAFETY BLOW-OFF VALVES

MULTIPLE HEAD FOR FOUR SAFETY BLOW-OFF VALVES

MULTIPLE HEAD FOR FOUR SAFETY BLOW-OFF VALVES

Tip: 242
Type:

Tip: 244-RV
Type:

Tip: 244
Type:



Magacin / Stockroom

Komora za farbanje / Painting chamber

# GRUPA 300 ZAPORNA ARMATURA

## SERIJA 310 KUGLASTE SLAVINE

| | | |
|---|---|---|
| Tip: 316 | KUGLASTA SLAVINA - SENDVIČ IZVEDBA | DN15 ÷ DN100<br>PN16 ÷ PN100, ANSI150 ÷ ANSI600 |
| Tip: 318 | KUGLASTA SLAVINA ČISTAČKA | 2”-6”<br>ANSI300 ÷ ANSI900 |

## SERIJA 320 RAVNI ZAPORNI, RUČNI REGULACIONI, ZAPORNO-REGULACIONI VENTILI

| | | |
|---|---|---|
| Tip: 321 | RAVNI ZAPORNI VENTIL | DN25 ÷ DN150<br>PN16/25/40, ANSI150 |
| Tip: 323 | RAVNI REGULACIONI VENTIL | DN25 ÷ DN150<br>PN16/25, ANSI150 |
| Tip: 325 | ZAPORNO NEPOVRATNI (KOMBINOVANI) VENTIL | DN25 ÷ DN150<br>PN16/25/40, ANSI150 |
| Tip: 328 | REGULACIONI VENTIL AKSIJALNI | DN100 ÷ DN500<br>PN16, ANSI150 |

Mašinska obrada na savremenim mašinama - horizontalni obradni centar - HELLER MCS-H 250
Machining on modern machines - horizontal machining center

## BALL VALVES

SERIES 310

- BALL VALVE - "SANDWICH" TYPE
- PIG VALVE

## GLOBE VALVES, REGULATING GLOBE VALVES AND COMBINED VALVES

SERIES 320

- GLOBE VALVE
- REGULATING GLOBE VALVE
- GLOBE AND NON RETURN (COMBINED) VALVE
- AXIAL REGULATING VALVE

Isporuka gasne opreme u Rusiju / Shipment of gas equipment to Russia

## SERIJA 330

# ELEKTRO PNEUMATSKI VENTILI

| | | |
|---|---|---|
| Tip: 331 | ELEKTRO PNEUMATSKI VENTIL<br>MEMBRANSKI | $p_r$= 0,3 ÷ 10 bar<br>DN25-DN250 / PN16, ANSI150 |

## SERIJA 340

# PNEUMATSKI VENTILI

| | | |
|---|---|---|
| Tip: 341-UK | PNEUMATSKI VENTIL<br>(ugaoni klipni) | DN50 ÷ DN250<br>PN16, ANSI150 |
| Tip: 341-UM | PNEUMATSKI VENTIL<br>(ugaoni membranski) | DN50 ÷ DN250<br>PN16, ANSI150 |
| Tip: 343 | PNEUMATSKI VENTIL<br>TROKRAKI | DN50 ÷ DN150<br>PN16, ANSI150 |
| Tip: 344 | ELEKTROPNEUMATSKI VENTIL | DN80 ÷ DN300<br>PN16,PN25, ANSI150, ANSI300 |
| Tip: 344-M, 344-M/K | PNEUMATSKI VENTIL<br>(membranski) | DN25 ÷ DN150<br>PN16 ÷ PN160, ANSI150 ÷ ANSI600 |
| Tip: 344-PRV | ELEKTROPNEUMATSKI REGULACIONI VENTIL<br>(membranski) | DN40 ÷ DN150<br>PN16, PN25, ANSI150, ANSI300 |

## SERIJA 350

# NEPOVRATNI VENTILI

| | | |
|---|---|---|
| Tip: 351 | NEPOVRATNI VENTIL | DN25-DN100<br>PN16-PN40, ANSI150/300 |
| Tip: 352-R | NEPOVRATNI VENTIL | DN25-DN100<br>PN16/25, ANSI150/300 |
| Tip: 353-K | NEPOVRATNI VENTIL | DN50-DN100<br>PN16/25, ANSI150/300 |
| Tip: 355 | NEPOVRATNI VENTIL<br>navojni | R1/2”-R3”<br>PN16-PN250 |

## SERIJA 360

# NEPOVRATNE KLAPNE

| | | |
|---|---|---|
| Tip: 361 | NEPOVRATNA KLAPNA | $p_r$= max 50 bar<br>DN15-DN500<br>PN16-PN63, ANSI150/300 |

# ELECTROMAGNETIC VALVES

SERIES 330

ELECTROMAGNETIC DIAPHRAGM VALVE

Tip: Type: 331

# PNEUMATIC VALVES

SERIES 340

PNEUMATIC VALVE
(angular, piston operated)

PNEUMATIC VALVE
(angular, with diaphragm)

PNEUMATIC VALVE
THREE-ARMED

ELECTRO-PNEUMATIC VALVE

PNEUMATIC VALVE
(with diaphragm)

ELECTRO-PNEUMATIC REGULATION VALVE
(with diaphragm)

Tip: Type: 341-UM

Tip: Type: 344

Tip: Type: 344-M/K

Tip: Type: 344-PRV

# NON-RETURN VALVES

SERIES 350

NON-RETURN VALVE

NON-RETURN VALVE

NON-RETURN VALVE

NON-RETURN VALVE
Threaded

Tip: Type: 351

Tip: Type: 355

# CHECK VALVES

SERIES 360

CHECK VALVE

Tip: Type: 361

| | | |
|---|---|---|
| Tip: 363 | NEPOVRATNA KLAPNA | $p_r$= max 100 bar<br>DN15-DN150<br>PN16-PN100, ANSI150-ANSI600 |
| Tip: 363-TG | NEPOVRATNA KLAPNA ZA TNG | DN25-DN80<br>PN25/40, ANSI150 |
| Tip: 364 | NEPOVRATNA KLAPNA ZA TNG | R2” PN25 |
| Tip: 368 | KOMBINOVANA NEPOVRATNO REGULACIONA KLAPNA | DN100-DN400<br>PN16/25, ANSI150 |

SERIJA 370

# ARMATURA KONTROLNIH UREĐAJA I OSTALA ARMATURA

| | | |
|---|---|---|
| Tip: 372/40<br>Tip: 372/160 | MANOMETARSKI VENTIL RASTERETNI | $p_r$= max 40 bar<br>$p_r$= max 160 bar<br>R1/4”, R1/2” (NPT) PN40/160 |
| Tip: 373/40<br>Tip: 373/160 | MANOMETARSKI VENTIL TROKRAKI | $p_r$= max 40 bar<br>$p_r$= max 160 bar<br>R1/2” (NPT) PN40/160 |
| Tip: 374 | IGLIČASTI VENTIL | $p_r$= max 160 bar<br>R1/4” ÷ R1” (NPT) / PN40/160 |
| Tip: 376 | RUČNA REGULACIONA KLAPNA | DN25 ÷ DN250<br>PN16, ANSI150 |
| Tip: 377 | REGULACIONA KLAPNA ZA MOTORNI POGON | DN25 ÷ DN200<br>PN16, ANSI150 |

Proizvodnja na savremenim mašinama
Production using modern machines

CHECK VALVE

CHECK VALVE FOR LPG

CHECK VALVE FOR LPG

COMBINED REGULATING CHECK VALVE

Tip: 363
Type:



Tip: 363-TG
Type:

Tip: 368
Type:

# CONTROL DEVICE ACCESSORIES

SERIES 370

BALANCING PRESSURE GAUGE VALVE

THREE-ARMED PRESSURE GAUGE VALVE

NEEDLE VALVE

REGULATING BUTTERFLY VALVE - HAND OPERATED

REGULATING BUTTERFLY VALVE - ELECTRO-MOTOR OPERATED

Tip: 372
Type:

Tip: 373
Type:



Tip: 377
Type:

Tip: 376
Type:

## SERIJA 410 FILTERI ZA GAS

| | | |
|---|---|---|
| Tip: 411 | HVATAČ NEČISTOĆE | DN25 ÷ DN150<br>PN16/25, ANSI150/300 |
| Tip: 411-N | NAVOJNI HVATAČ NEČISTOĆE | R1/2", R3/4", R1"<br>PN25 |
| Tip: 413, 413-V | FILTER ZA GAS SA TRAJNIM ULOŠKOM | DN25 ÷ DN150 / tip: 413<br>DN25 ÷ DN250 / tip: 413-V<br>PN16/25, ANSI150 |
| Tip: 414/1 | FILTER ZA GAS - FINI<br>SA IZMENJIVIM ULOŠKOM | DN25 ÷ DN250<br>PN16/25, ANSI150 |
| Tip: 414/2 | FILTER ZA GAS - FINI<br>SA IZMENJIVIM ULOŠKOM | DN25 ÷ DN300<br>PN16 ÷ PN63, ANSI150 ÷ ANSI600 |
| Tip: 416 | FILTER SEPARATOR - AUTOMATSKI | DN40 ÷ DN150<br>ANSI300, ANSI600 |
| Tip: 417 | DEGAZATOR ZA TNG | Ø114,3<br>Ø139,7 (DN32/DN32/DN25) PN25 |
| Tip: 418 | SEPARATOR KONDENZATA U GASU | DN50 ÷ DN200<br>PN16; ANSI150, ANSI300 |

## SERIJA 420 ZAGREJAČI GASA I ISPARIVAČI ZA TNG

| | | |
|---|---|---|
| Tip: 421-V, 421-H | ZAGREJAČ GASA<br>(vertikalni i horizontalni) | DN25 ÷ DN300<br>PN16 ÷ PN100, ANSI150, ANSI600<br>10 ÷ 1300 kW |
| Tip: 421/E-CNG | ZAGREJAČ GASA ZA KPG - ELEKTRIČNI | 2,5 ÷ 27 kW / PN250 |
| Tip: 421/TV-CNG | ZAGREJAČ GASA ZA KPG - TOPLOVODNI | 10 ÷ 50 kW / PN250 |
| Tip: 423/E | ISPARIVAČ ELEKTRIČNI | Kapaciteti: 15, 25, 60, 100,<br>135, 165, 200, 250, 300 kg/h |
| Tip: 424/TV<br>Tip: 424/PV | ISPARIVAČI NA TOPLU VODU<br>ILI VODENU PARU | Kapaciteti: 100, 165, 200, 250,<br>300, 400, 500, 700, 800, 1000 kg/h<br>(po zahtevu do 5000 kg/h) |

## GAS FILTERS

SERIES 410

- GAS IMPURITIES COLLECTOR
- THREADED GAS IMPURITIES COLLECTOR
- GAS FILTER WITH PERMANENT CARTRIDGE
- GAS FILTER WITH EXCHANGEABLE CARTRIDGE
- GAS FILTER WITH EXCHANGEABLE CARTRIDGE
- LIQUID PHASE SEPARATOR OF RAW GAS-AUTOMATIC OPERATING
- DEGASSER
- MOISTURE SEPARATOR

Tip: Type: 411

Tip: Type: 411-N

Tip: Type: 413

Tip: Type: 413-V

Tip: Type: 414/2

Tip: Type: 414/1

Tip: Type: 418



## HEAT EXCHANGERS AND LPG EVAPORATORS

SERIES 420

- HEAT EXCHANGER (VERTICAL AND HORIZONTAL)
- HEAT EXCHANGER FOR CNG - ELECTRICAL
- HEAT EXCHANGER FOR CNG - HOT WATER
- LPG EVAPORATOR - ELECTRIC OPERATED
- LPG EVAPORATOR - HOT WATER OR VAPOUR OPERATED

Tip: Type: 421-V

Tip: Type: 421-H

Tip: Type: 423/E

Tip: Type: 421/TV-CNG

Tip: Type: 424/TV

## SERIJA 430 — ODORIZATORI GASA

| | | |
|---|---|---|
| Tip: 431 | ABSORPCIONI ODORIZATOR | Kapacitet: 100 $m^3/h$ |
| Tip: 432 | ABSORPCIONI ODORIZATOR | Kapacitet: 500 $m^3/h$ |
| Tip: 433 | ABSORPCIONI ODORIZATOR | Kapacitet: 2.000 $m^3/h$ |
| Tip: 434 | ABSORPCIONI ODORIZATOR | Kapacitet: 5.000 $m^3/h$ |
| Tip: 435 | ABSORPCIONI ODORIZATOR | Kapacitet: 10.000 $m^3/h$ |
| Tip: 438 | AUTOMATSKI ODORIZATOR SA DOZIR PUMPOM | Kapaciteti: 5.000 ÷ 100.000 $m^3/h$ |

## SERIJA 440 — ČISTAČKE KUTIJE I OSTALA OPREMA ZA TRANSPORTNE GASOVODE

| | | |
|---|---|---|
| Tip: 441 | ISPUSNA KAPA | DN50 ÷ DN150<br>ANSI300 ÷ ANSI600 |
| Tip: 443 | ČISTAČKA KUTIJA (ODAŠILjAČKA I PRIJEMNA) | DN150 ÷ DN600<br>ANSI300, ANSI600 |
| Tip: 444 | ZATVARAČ ČISTAČKE KUTIJE | DN150 ÷ DN600<br>ANSI300, ANSI600 |
| Tip: 445 | KONDENZNI LONAC ZA GASOVODE | ANSI300, ANSI600<br>(zapremina po potrebi) |
| Tip: 446 | KONDENZNI LONAC ZA GMRS SA INSTALACIJOM ZA PRETAKANjE | ANSI300, ANSI600<br>(zapremina po potrebi) |

## SERIJA 450 — PRIGUŠIVAČI BUKE

| | | |
|---|---|---|
| Tip: 451 | PRIGUŠIVAČ BUKE | DN65/100, 150<br>DN80/150, 200<br>DN100/200, 250, 300<br>DN150/200, 250, 300, 400<br>DN200/300, 400<br>PN16, ANSI150, ANSI300, ANSI600 /<br>PN16, ANSI150, ANSI300 |

# GAS ODORIZATION SYSTEMS

SERIES 430

- ABSORPTION ODORIZING UNIT
- ABSORPTION ODORIZING UNIT
- ABSORPTION ODORIZING UNIT
- ABSORPTION ODORIZING UNIT
- ABSORPTION ODORIZING UNIT
- ODORIZING UNIT-SELF OPERATED WITH PROPORTIONING PUMP

Tip: Type: 431

Tip: Type: 433

Tip: Type: 434

Tip: Type: 435

Tip: Type: 432

# SCRAPER "PIG" TRAPS AND ACCESSORIES FOR GAS LINES

SERIES 440

- EXAUST CAP
- SCRAPER "PIG" TRAP
- QUICK OPENING CLOSURES
- CONDENSATE TANK FOR PIPELINES
- CONDENSATE TANK FOR CITY GATE WITH DRAFT INSTALLATION

Tip: Type: 441

# SILENCERS

SERIES 450

- SILENCER

Tip: Type: 451

# GRUPA 500 — CEVNI SPOJEVI - FITINZI

## SERIJA 510 — IZOLACIONI CEVNI ELEMENTI

| | | |
|---|---|---|
| Tip: 511 | IZOLACIONI KOMAD - NAVOJNI | R3/4” ÷ R1 1/2”<br>PN16, ANSI150 |
| Tip: 512 | IZOLACIONI KOMAD - ZAVARNI | DN25 ÷ DN500<br>PN16 ÷ PN100, ANSI150 ÷ ANSI600 |
| Tip: 514 | IZOLACIONA PRIRUBNICA | DN25 ÷ DN250<br>PN16/25, ANSI150/300 |

## SERIJA 530 — ZAVARNI ELEMENTI - FITINZI

| | |
|---|---|
| - VELDOLET (zavarni komad) | 1/2” ÷ 4” |
| - TREDOLET (zavarni nav. komad-un. navoj) | 1/4” ÷ 4” |
| - LATROLET (zavarni kosi nav. komad-un. navoj) | 1/2” ÷ 4” |
| - ELBOLET (zavarni nav. komad-na luku) | 1/2” ÷ 4” |
| - NIPOLET (zavarni nav. komad-spoljni navoj) | 1/2” ÷ 2” |
| i drugi fitinzi po zahtevu | po ANSI normama |

## SERIJA 540 — RASTAVLjIVI NAVOJNI SPOJEVI (HOLENDERI)

| | |
|---|---|
| HOLENDER SPOJ ČELIČNI | R1/2” ÷ R3” PN16 ÷ PN160 |

## SERIJA 550 — NAVOJNI SPOJEVI

| | |
|---|---|
| - ČEP | 1/4” ÷ 2” |
| - DUPLI NIPL | 1/4” ÷ 2” |
| - REDUCIR | razno (1/4” ÷ 2”) |
| - MUF | 1/8” ÷ 2” |

## PIPE INSULATING CONNECTIONS

SERIES 510

- INSULATING JOINT - THREADED — Tip: Type: 511
- INSULATING JOINT - WELDED — Tip: Type: 512
- INSULATING FLANGE — Tip: Type: 514

## WELDED OUTLETS

SERIES 530

- WELDING-OUTLET (welded joint)
- THREADED-OUTLET (welded, threaded joint-internal thread)
- LATERAL-OUTLET (welded, angular, threaded joint - internal thread)
- ELBOU-OUTLET (welded, threaded joint-on an elbow)
- NIPPLE-OUTLET (welded, threaded joint - external thread)

and other joints by request

according to ANSI norms

## DETACHABLE THREADED JOINTS

SERIES 540

- THREADED STEAL JOINT

## THREADED JOINTS

SERIES 550

- PLUG
- DOUBLE NIPPLE
- REDUCER
- COUPLING

# GRUPA 600 KONTROLNO - MERNA OPREMA I UREĐAJI

## SERIJA 610 KONTROLNA OPREMA

| | | |
|---|---|---|
| Tip: 611 | INDIKATOR PROTOKA TEČNOSTI | DN32 ÷ DN150<br>PN16 ÷ PN40, ANSI150/300 |
| Tip: 612 | SIGNALIZATOR PROLAZA ČISTAČA | ANSI300, ANSI600 |
| Tip: 614 | KONTROLNA PRIGUŠNICA | DN25 ÷ DN250<br>PN16/25, ANSI150 |
| Tip: 615 | KONTROLNIK NIVOA TEČNOSTI<br>SA PREKIDAČEM U Ex IZVEDBI | R3" ili DN80<br>PN16, ANSI150 |
| Tip: 616 | DIFERENCIJALNI MANOMETAR | 25 ÷ 100 mbar<br>200 ÷ 1000 mbar PN75 |

## SERIJA 620 MERNI UREĐAJI

| | | |
|---|---|---|
| Tip: 621 | ROTACIONI MERAČ NIVOA TEČNOSTI<br>ZA REZERVOARE I AUTO CISTERNE | NPT1"/DN50, DN80 PN25<br>D= 1.000 ÷ 3.000 mm |
| Tip: 622 | ŠIPKASTI MERAČ NIVOA<br>TEČNOSTI | DN25<br>PN25, ANSI150 |
| Tip: 624-H, -V | INDIKATOR NIVOA SA MAGNETNIM<br>PRENOSOM | DN80 PN25<br>ØD= 1500 ÷ 3200 mm |

Proizvodnja i montaža gasne opreme i instalacija / Manufacturing and assembling of gas equipment and installations

## INDICATING DEVICES

SERIES 610

- LIQUID FLOW INDICATOR
- MECHANICAL PASS INDICATOR OF A CLEANSER "PIG"
- CONTROL CHOKE
- LEVEL INDICATOR WITH A SWITCH IN Ex PROTECTION
- DIFFERENTIAL PRESSURE GAUGE

Tip: Type: 611



Tip: Type: 616

Tip: Type: 612

## MEASURING DEVICES

SERIES 620

- ROTARY LEVEL INDICATOR FOR STATIONARY AND VEHICLE TANKS
- THREE LEVEL INDICATOR
- LPG LEVEL GAUGE

Tip: Type: 621

Tip: Type: 622

Tip: Type: 624

1.

2.

3.

1. MRS za KPG
   MRS for CNG 4000 $m^3/h$

2. MRS za PG
   MRS for NG 25000 $m^3/h$

3. Rečno pretakališče za TNG
   LPG decanting on a river barge

# GRUPA 700 — GORIONICI I PEĆI

## SERIJA 710 — ATMOSFERSKI GASNI GORIONICI

| | |
|---|---|
| ATMOSFERSKI GASNI GORIONICI RAZNIH KONSTRUKCIJA I NAMENA | 20 ÷ 1.000 kW |

## SERIJA 720 — INDUSTRIJSKI GASNI I KOMBINOVANI NADPRITISNI GORIONICI

| | |
|---|---|
| INDUSTRIJSKI GORIONICI SA VENTILATOROM ILI KOMPRIMOVANIM VAZDUHOM, RAZNIH KONSTRUKCIJA I NAMENA | 30 ÷ 10.000 kW |

## PRERADA SVIH ULjNIH GORIONIKA U GASNE I KOMBINOVANE GAS-ULjE

## SPECIJALNA ARMATURA PO ZAHTEVU KUPCA ZA POTREBE PROIZVODNjE I EKSPLOATACIJE GASA I NAFTE

## SERIJA 750 — DVOINjEKTORSKI VENTURI MEŠAČ TNG/VAZDUH (SNG) - ZAMENA ZA PRIRODNI GAS

Tip: 751

DVOINjEKTORSKI VENTURI MEŠAČ

$p_{TNG}$= 2,5 ÷ 6 bar
$p_{MG}$= 100 ÷ 500 mbar
2000 kW ¾“/1½“
3000 kW ¾“/2“
6000 kW 1“/3“
9000 kW 1½“/4“

Tip: 751
Type: 751

## SERIES 710

## ATMOSPHERIC GAS BURNERS

ATMOSPHERIC GAS BURNERS
WITH VARIOUS DESIGNS AND APPLIANCES

## SERIES 720

## INDUSTRIAL GAS AND DUAL-FUEL BURNERS

INDUSTRIAL BURNERS WITH FAN OR
COMPRESSED AIR FOR VARIOUS
DESIGNS AND APPLIANCES

## CONVERSION OF ALL OIL BURNERS TO GAS OR DUAL-FUEL BURNERS

## SPECIAL EQUIPMENT FOR OIL AND GAS PRODUCTION AND EXPLOITATION, BY CUSTOMERS REQUEST

## SERIES 750

## DUAL INjECTOR VENTURI MIXERS LPG/AIR (SNG) - SUBSTITUTE FOR NATURAL GAS

DUAL INjECTOR VENTURI MIXER

Kombinovani gorionik (gas - nafta) - konverzija
Combine burner (gas - oil) - conversion

Sušara žitarica i atmosferski gasni gorionik
Grain dryer and atmospheric burners

# GRUPA 800 — ELEKTRO OPREMA

## SERIJA 810 — ELEKTRIČNI GREJAČI

| | | |
|---|---|---|
| Tip: 811 | ELEKTRIČNI GREJAČ - Ex IZVEDBA | 2 kW, ExdIIAT3 |
| Tip: 812 | ELEKTRIČNI GREJAČ - Ex IZVEDBA | 4,5 i 6,5 kW, ExdIIAT3 |

## SERIJA 820 — TERMOSTAT

| | | |
|---|---|---|
| Tip: 821 | TERMOSTAT - Ex IZVEDBA<br>(radni + granični osigurač) | OPSEG: 20 ÷ 110 °C<br>OSETLjIVOST: 3 °C<br>ExdIIBT4 |

## IZRADA ELEKTROKOMANDNIH ORMANA ZA PG, TNG, KPG, MG POSTROJENjA

## TELEMETRIJA - MERENjE I UPRAVLjANjE

SMS daljinsko očitavanje preko GSM modema
SMS remote reading via GSM modem

# ELECTRICAL HEATER

SERIES 810

## ELECTRICAL HEATER FOR HAZARDOUS AREA

Tip: 811
Type: 811

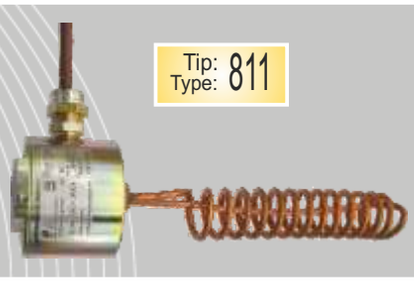

Tip: 812
Type: 812



# THERMOSTAT

SERIES 820

## THERMOSTAT FOR HAZARDOUS AREA

Tip: 821
Type: 821



## PRODUCTION OF ELECTROCOMMAND CABINET FOR NG, LPG, CNG, SNG FACILITIES

## TELEMETRY - MEASURING AND CONTROLING

Daljinsko očitavanje procesnih veličina u gasnim i energetskim instalacijama
Telemetering process values in gas and energetic systems

GRUPA 900

# OSTALA OPREMA

SERIJA 910

## MLAZNICE

| | | |
|---|---|---|
| Tip: 911-UM | UGAONA MLAZNICA | R3/8”, R1/2”<br>1 ÷ 10 bar |
| Tip: 912-RM | RAVNA MLAZNICA | R1¼”<br>1 ÷ 10 bar |

## LABORATORIJA ZA GASNU TEHNIKU

## GAS LABORATORY

Акредитационо тело Србије 00172

СЕРТИФИКАТ О АКРЕДИТАЦИЈИ

SRPS ISO/IEC 17025:2006

Laboratorija za gasnu tehniku / Gas equipment laboratory

# NOZZLES - SPRLINKERS

SERIES 910

ANGLED NOZZLE - SPRINKLER

STRAIGHT NOZZLE - SPRINKLER

Tip: 911-UM
Type:

Tip: 912-RM
Type:

## MERENjE I KONTROLA U PROIZVODNji

## PRODUCTION CONTROL



Koordinatno merna mašina - DEA GLOBAL Silver Classic
Coordinate measuring machine

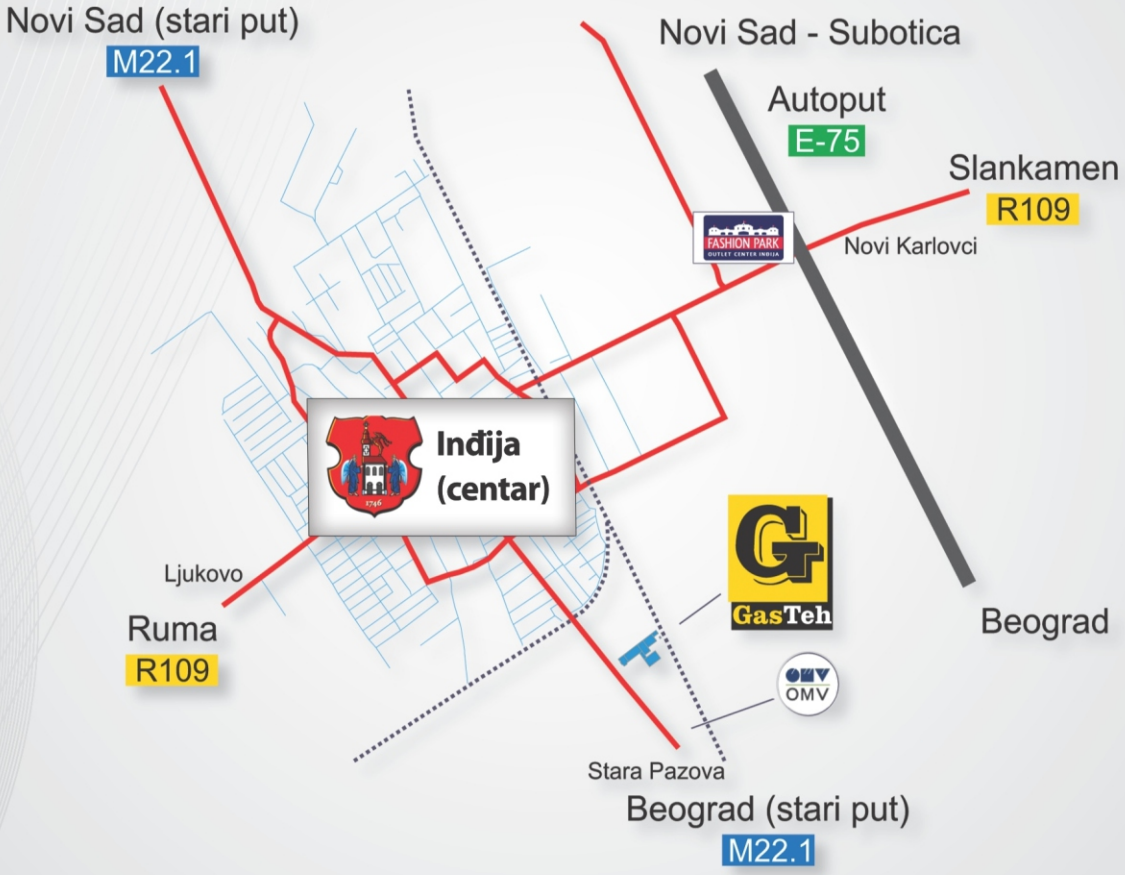


Kralja Petra I b.b. 22320 Inđija - Srbija
+381 (0) 22 561 630, +381 (0) 22 555-132, +381 (0) 22 510-064
PIB 100698931
MB 08755671
@ office@gasteh.com
www **www.gasteh.com**

VII izdanje '15.
štampa: unagraf d.o.o. +381 64 150 31 17